

GSSA Coach Registration

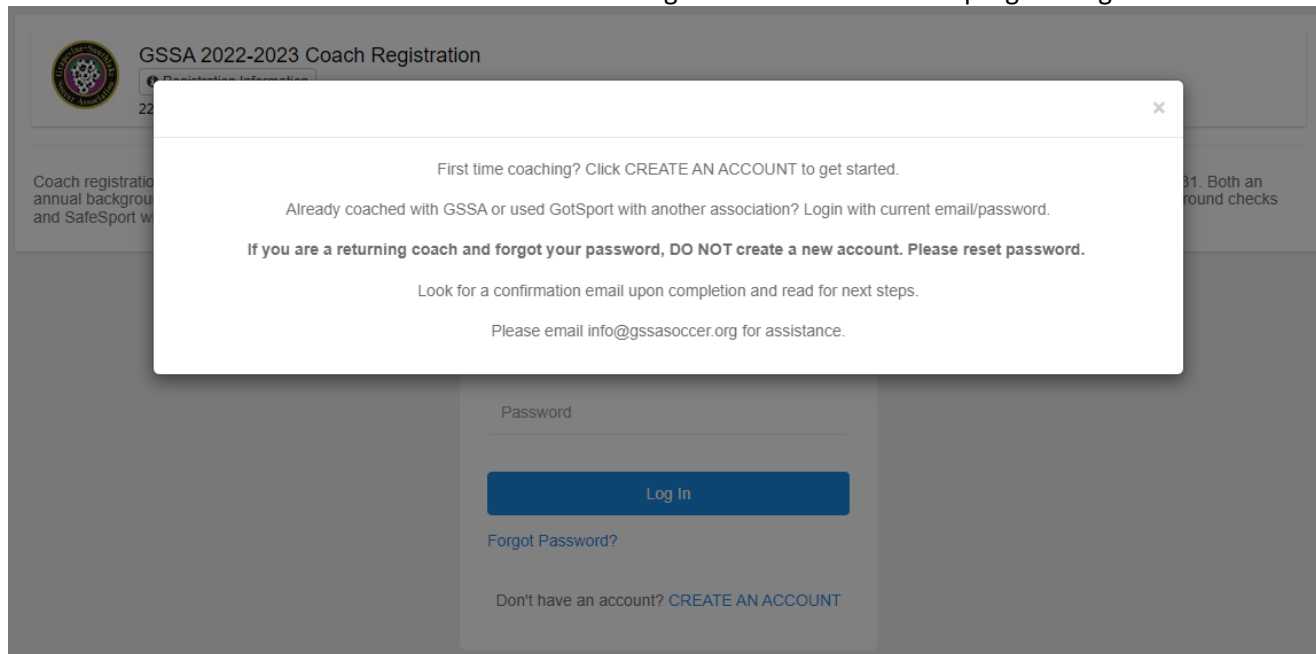
Please follow these steps to create or login to your account and register as a coach.

Step 1

To begin, click the coach registration link provided on the GSSA website.

Step 2

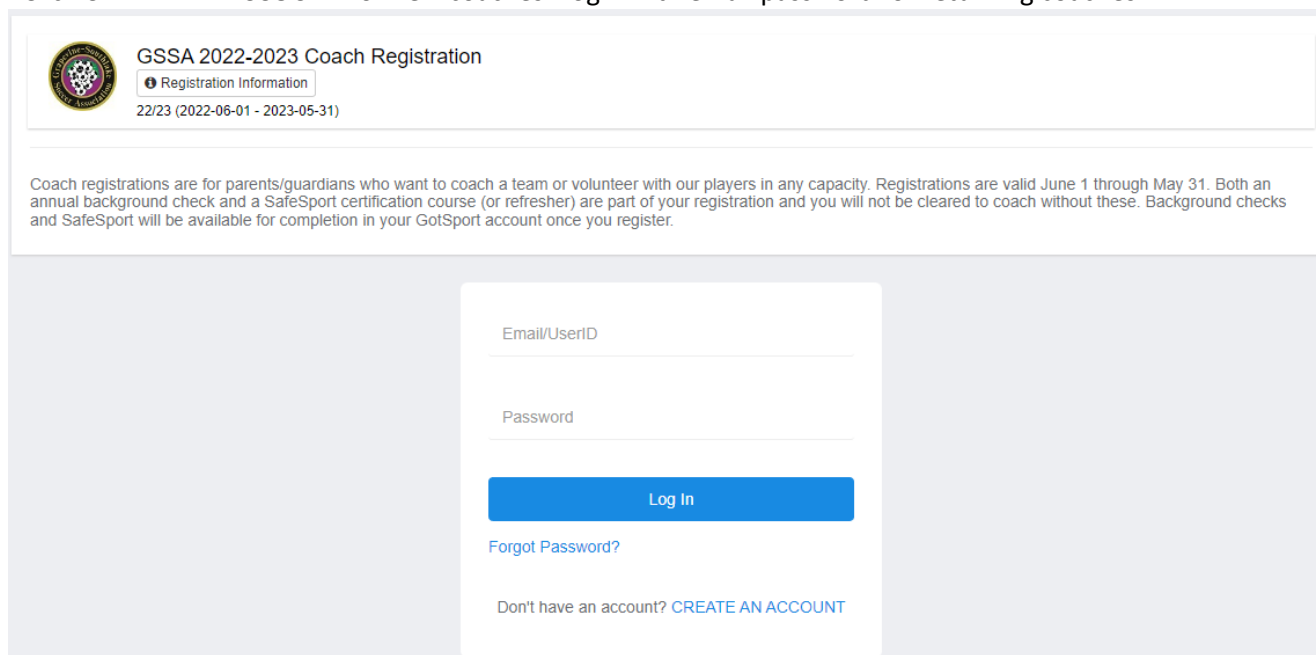
Please read the note and then close the window to begin account creation and program registration.



The screenshot shows the GSSA 2022-2023 Coach Registration page. A modal window is open in the center, providing instructions for new and returning coaches. The modal text reads: "First time coaching? Click CREATE AN ACCOUNT to get started." "Already coached with GSSA or used GotSport with another association? Login with current email/password." "If you are a returning coach and forgot your password, DO NOT create a new account. Please reset password." "Look for a confirmation email upon completion and read for next steps." "Please email info@gssasoccer.org for assistance." Below the modal, the login form is visible, featuring a "Password" input field, a blue "Log In" button, a "Forgot Password?" link, and a "Don't have an account? CREATE AN ACCOUNT" link.

Step 3


Click CREATE AN ACCOUNT for new coaches. Login with email password for returning coaches.



The screenshot shows the GSSA 2022-2023 Coach Registration page. At the top, there is a header with the GSSA logo, the title "GSSA 2022-2023 Coach Registration", a "Registration Information" link, and the dates "22/23 (2022-06-01 - 2023-05-31)". Below this, a paragraph of text states: "Coach registrations are for parents/guardians who want to coach a team or volunteer with our players in any capacity. Registrations are valid June 1 through May 31. Both an annual background check and a SafeSport certification course (or refresher) are part of your registration and you will not be cleared to coach without these. Background checks and SafeSport will be available for completion in your GotSport account once you register." Below the text, there is a login form with an "Email/UserID" input field, a "Password" input field, a blue "Log In" button, a "Forgot Password?" link, and a "Don't have an account? CREATE AN ACCOUNT" link.

Step 4 (for new accounts; returning coaches skip to step 5)

Select “I am registering myself” and information fields will display.



GSSA 2022-2023 Coach Registration

Registration Information

22/23 (2022-06-01 - 2023-05-31)

Coach registrations are for parents/guardians who want to coach a team or volunteer with our players in any capacity. Registrations are valid June 1 through May 31. Both an annual background check and a SafeSport certification course (or refresher) are part of your registration and you will not be cleared to coach without these. Background checks and SafeSport will be available for completion in your GotSport account once you register.

Who are you registering for?

☐ I'm registering my child or someone else

☒ I'm registering myself

Your Information

Fill out your information

*First Name	*Last Name
<input type="text" value="Volunteer"/>	<input type="text" value="Coach"/>
*DOB	*Gender
<div><div>June</div><div>1</div><div>198</div></div>	<div>Male</div>

Step 4 – continued

Complete data entry. Enter email/password and click Sign Up.

Preferred Language	
<div>English (US) (English (US)) ▾</div>	
Phone number	Mobile Phone Number
<div>8174109950</div>	<div>8174109950</div>
Address	Address (Continued)
<div>1001 W. Northwest Highway</div>	<div>Ste. D</div>
City	State/Province
<div>Grapevine</div>	<div>▾</div>
Postal Code	Country
<div>76051</div>	<div>United States ▾</div>
Time Zone Name	
<div>Central Time (US & Canada) ▾</div>	

GotSport Account


Create your GotSport account with your email and password

Email/UserID*	Password*
<div>gssa4soccer@gmail.com</div>	<div>..... </div>

Sign Up

Step 5

Once logged in, continue with registration for yourself by clicking the “Register” button by your name. Note: There is no need to add additional family members. Your family account for your player has that information.

**GSSA 2022-2023 Coach Registration**

Registration Information


22/23 (2022-06-01 - 2023-05-31)[Volunteer Coach](#)

Cart (0)


Coach registrations are for parents/guardians who want to coach a team or volunteer with our players in any capacity. Registrations are valid June 1 through May 31. Both an annual background check and a SafeSport certification course (or refresher) are part of your registration and you will not be cleared to coach without these. Background checks and SafeSport will be available for completion in your GotSport account once you register.

Register


Click the "Register" button to register that person. If you want to register someone that is not in this list, click "Add Family Member".

Add Family Member

Register

Volunteer Coach
gssa4soccer@gmail.com


Register

Johnny Soccer

Register

Step 6

Complete/verify coach profile info and Save to move on. Note: Photo is required.

**GSSA 2022-2023 Coach Registration**

Registration Information


22/23 (2022-06-01 - 2023-05-31)[Volunteer Coach](#)

Cart (0)


Profile

Registration

Payment

Volunteer Coach
[Change User](#)

*Denotes Required Field

Photo
Please upload a passport style portrait. This photo will appear on your association identification card or official roster.
[Edit Image](#)

[Choose File](#)No file chosen

Coach Legal First Name*

Middle Name

Coach Legal Last Name*

Suffix

Volunteer

Coach

Coach Preferred First Name ⓘ

Coach UserID/Email Address ⓘ

Coach Contact Email*

Joe

gssa4soccer@gmail.com

gssa4soccer@gmail.com

Coach DOB*

Coach Gender

June ▾1 ▾1980 ▾

Male ▾

Coach Preferred Language

Ethnicity

English (US) (English (US)) ▾


Choose Not to Disclose ▾

Time Zone Name

Central Time (US & Canada) ▾


Step 7

Enter information into the registration pages and save.



GSSA 2022-2023 Coach Registration [Registration Information](#)


22/23 (2022-06-01 - 2023-05-31)
[Volunteer Coach](#)

 Cart (0)

Profile

Registration

Payment



Volunteer Coach
[Change User](#)

*** Do you want to coach an Adult or Youth team?**

Select One... ▼

*** Do you want to be assigned as a Head Coach or Assistant Coach?**

Select One... ▼


*** Are you a returning coach?**

Select One... ▼

If returning, what is your team name and age group?

Step 8


There is no fee for coaching. Click select.

**GSSA 2022-2023 Coach Registration** [Registration Information](#)Cart (0)

Profile

Registration

Payment

**Volunteer Coach**
[Change User](#)Open (06/01/1980)

**GSSA COACH REGISTRATION
2022-2023**

Coach registration 6/1/22 through 5/31/23

Initial Fee

\$0.00

Total


\$0.00

✓ Allows Credit Debit Payments



Select

Step 9

Review Cart and click checkout. Note: Other parents in the same family should create their own account for coach registration.

**GSSA 2022-2023 Coach Registration** [Registration Information](#)Cart (1)

Cart

Item	Quantity	Price	
 Volunteer Coach gssa4soccer@gmail.com COACH	1	\$0.00	Select Different Plan 

Checkout

Add Item to Cart

Register Someone Else

Step 10

Click Register.

[Cart](#) / [Checkout](#)

Fill out form to complete registration

Charged Today	\$0.00
Charged Later	\$0.00
Total	\$0.00

Payment Terms

I authorize the amounts above to be charged to the card provided above. If you have selected a payment plan, you agree that your card will be charged pursuant to the payment plan schedule.

I have read and accept the [Terms of Use](#), [Privacy Policy](#), and [Refund Policy](#). I agree that GotSoccer may share the information I provide with the organizer to fulfill this registration.

☒ Yes, I agree

[Register](#)

DUE TODAY

Program Registration - Volunteer Coach - Coach	\$0.00
--	--------

Total	\$0.00
--------------	---------------

DUE LATER

Total	\$0.00
--------------	---------------

WAITLIST

Total	\$0.00
--------------	---------------

Step 11

Registration is complete. **IMPORTANT: You are now in the Dashboard of your GotSport account.**

Now complete the required background check (step 2) and SafeSport certification (step 3). Coach registration is NOT complete without all 3 steps submitted.



Volunteer Coach

gssa4soccer@gmail.com

[Edit](#)

DOB	06/01/1980	Phone	817-410-9950
Address	1001 W. Northwest Highway Ste. D Grapevine, TX 76051 US	Mobile Phone Number	817-410-9950

[View Full Profile](#)

[Dashboard](#) [Account](#) [Reporting](#) [Team Management](#) [Team Scheduling](#) [Program Registrations](#) [Forms](#) [Referee](#) [Family](#)



Grapevine Southlake SA
Grapevine, TX, US

Requirements

[Available Forms](#)

[Roles](#)

Requirements

USYS Requirements	Rolling	21/22	22/23	
Background Check	Not/Applicable	Required	Required	Details
Safe Sport	Not/Applicable	Required	Required	Details


Requirements	Rolling	21/22	22/23	
Heads Up	Not/Applicable	Required	Required	Details




[Support](#)


Step 12

Click **Details** to start each requirement. After completing each piece, if you are not directed back to your Dashboard automatically, use the person icon in the upper right corner to get back to your user profile.

Note: Only Background Check and SafeSport are required by NTSSA. Heads Up Concussion training is encouraged but OPTIONAL.







Volunteer Coach
gssa4soccer@gmail.com

DOB06/01/1980

Phone817-410-9950


Address1001 W. Northwest Highway
Ste. D
Grapevine, TX 76051
US


Mobile Phone Number817-410-9950

[Edit](#)

[View Full Profile](#)

[Dashboard](#) [Account](#) [Reporting](#) [Team Management](#) [Team Scheduling](#) [Program Registrations](#) [Forms](#) [Referee](#) [Family](#)





Grapevine Southlake SA
Grapevine, TX, US

[Requirements](#)

Available Forms

Roles

Requirements

USYS Requirements	Rolling	21/22	22/23	
Background Check	Not/Applicable	Required	Required	Details
Safe Sport	Not/Applicable	Required	Required	Details

Requirements	Rolling	21/22	22/23	
Heads Up	Not/Applicable	Required	Required	Details

[Support](#)

Step 13

Background Check: **Click Submit New Report to begin.**

The screenshot shows the 'Background Check' section of the GotSport website. At the top left is the 'GotSport' logo. In the top right corner, there are icons for a calendar, a user profile, an email notification with '102', and a grid icon. The main content area is divided into two columns. The left column, titled 'Background Check', contains a 'Status' section with a 'Required' label and a blue 'Submit New Report' button. Below this is a 'Report History' section with a table header: ID, Date Submitted, Date Completed, Updated, and Status. The right column, titled 'Risk Management', features the 'NORTH TEXAS SOCCER' logo with the tagline 'IGNITING PASSION FOR THE GAME'. It lists 'Enforced By' as 'North Texas Soccer Association' and 'Contact Information' with fields for 'Phone number' (2142975022) and 'Address' (3803 Parkwood Blvd #200, Frisco, TX 75034, US). A yellow warning box at the bottom of the right column states 'Reports older than 05/31/2020 have expired'.

Safe Sport: **Click Start Course to begin** and U.S. Center for SAFESPORT website will open.

New coaches will create an account. Returning coaches will login with existing credentials.

NOTE: New coaches complete the entire core course. Returning coaches complete one refresher annually. After initial course and 3 refreshers, coaches will be required to take the full core course again.

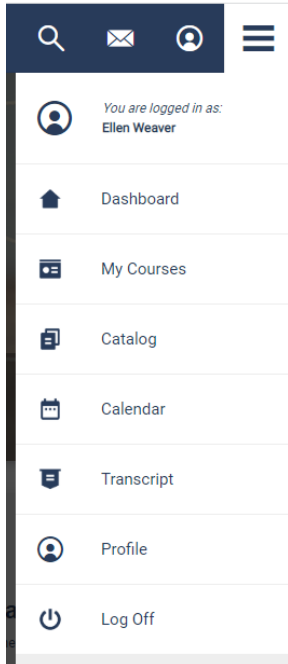
The screenshot shows the 'Safe Sport' section of the GotSport website. The layout is similar to the previous screenshot, with the 'GotSport' logo and notification icons at the top. The left column, titled 'Safe Sport', has a 'Status' section with two yellow labels: '21/22: Required' and '22/23: Required', and a blue 'Start Course' button. Below this, it asks 'Already completed this course?' and provides instructions to 'Press check records button below to search for SafeSport records.' It includes a 'Completed Code' input field and a yellow 'Check Records' button. A link for 'Show Safe Sport Upload Form' is also present. The 'Report History' table at the bottom has the same headers: ID, Date Submitted, Date Completed, Updated, and Status. The right column, titled 'Risk Management', is identical to the one in the previous screenshot, showing the North Texas Soccer Association information and the expiration warning for reports older than 05/31/2022.

Step 14

SAVE AND UPLOAD SAFESPORT COMPLETION CERTIFICATE.

See next page for final steps.

To access completion certificate in SafeSport (safesporttrained.org), use the menu in the top right and access Transcript.



Download/save the corresponding certificate.

In GotSport, you can use the *Check Records* button to update status, but it is recommended to upload your completion certificate for quicker update. To upload, use the *Show SafeSport Upload Form* button under the Check Records.



Safe Sport

Status

21/22: Required22/23: Required

Start Course

Already completed this course?
Press check records button below to search for SafeSport records.
Completed Code


Check Records

Show Safe Sport Upload Form

Report History

ID	Date Submitted	Date Completed	Updated	Status
----	----------------	----------------	---------	--------

Risk Management



Enforced By North Texas Soccer Association

Contact Information

Phone number 2142975022

Address 3803 Parkwood Blvd #200
Frisco, TX 75034
US

Reports older than 05/31/2022 have expired